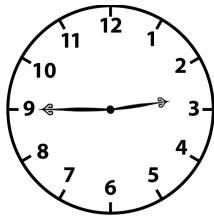


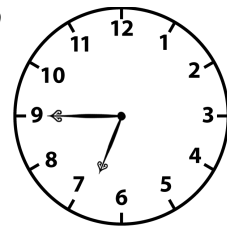
Pre-test these flashcards (instructions below) or place in the Store or Consolidate pocket

Quarter past and to



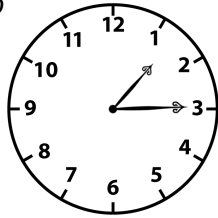
www.masterylearningfolders.com.au

Quarter past and to



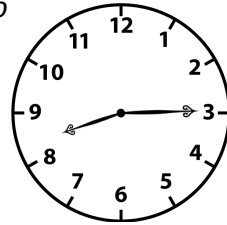
www.masterylearningfolders.com.au

Quarter past and to



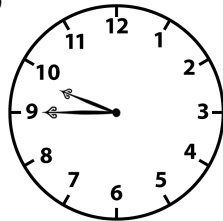
www.masterylearningfolders.com.au

Quarter past and to



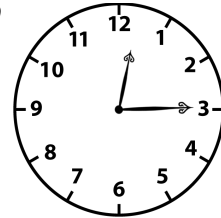
www.masterylearningfolders.com.au

Quarter past and to



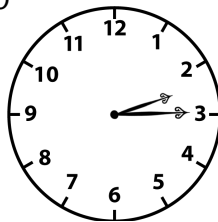
www.masterylearningfolders.com.au

Quarter past and to



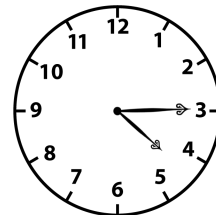
www.masterylearningfolders.com.au

Quarter past and to



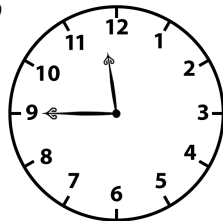
www.masterylearningfolders.com.au

Quarter past and to



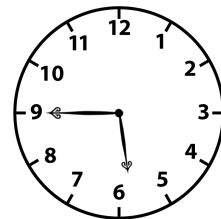
www.masterylearningfolders.com.au

Quarter past and to



www.masterylearningfolders.com.au

Quarter past and to



www.masterylearningfolders.com.au

In the classroom we have been learning how to read time on analogue clocks to the quarter hour using the language of quarter 'past' and 'to'.

AUSTRALIAN CURRICULUM
Year 2; Maths; Measurement & Geometry;
Using Units of Measurement
Tell time to the quarter-hour, using the language of 'past' and 'to'. (ACMMG039)

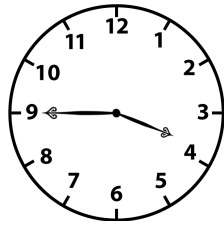


Pre-test Instructions:

1. Cut out flashcards
2. Test student for instant recall/understanding
3. Correct flashcards go to the "Test" pocket
4. The rest go to the "Store"

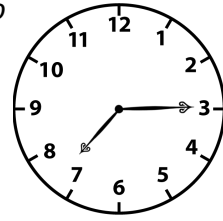
Pre-test these flashcards (instructions below) or place in the Store or Consolidate pocket

Quarter past and to



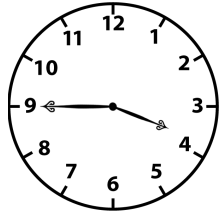
www.mastervlearningfolders.com.au

Quarter past and to



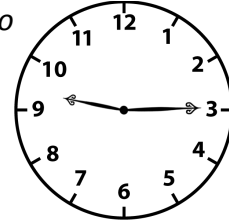
www.mastervlearningfolders.com.au

Quarter past and to



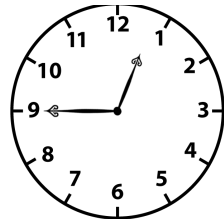
www.mastervlearningfolders.com.au

Quarter past and to



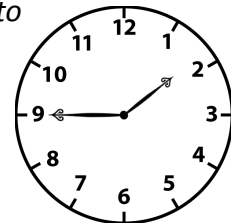
www.mastervlearningfolders.com.au

Quarter past and to



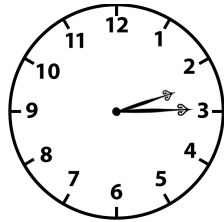
www.mastervlearningfolders.com.au

Quarter past and to



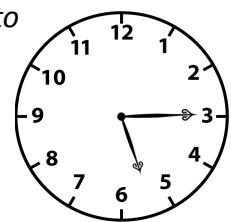
www.mastervlearningfolders.com.au

Quarter past and to



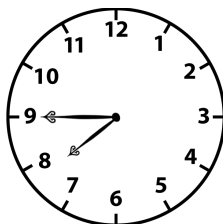
www.mastervlearningfolders.com.au

Quarter past and to



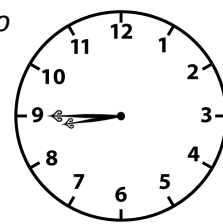
www.mastervlearningfolders.com.au

Quarter past and to



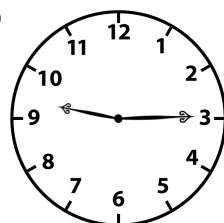
www.mastervlearningfolders.com.au

Quarter past and to



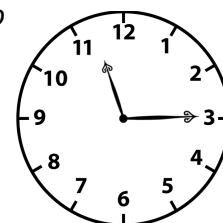
www.mastervlearningfolders.com.au

Quarter past and to



www.mastervlearningfolders.com.au


Quarter past and to



www.mastervlearningfolders.com.au

Parent/Volunteer Instructions:

1. Cut out flashcards
2. Test student for instant recall/understanding
3. Correct flashcards go to the "Test" pocket
4. The rest go to the "Store"

All material identified by  is material subject to copyright under the Copyright Act 1968 (Cth) and is owned by the Australian Curriculum, Assessment and Reporting Authority. This is an extract from the Australian Curriculum.

Disclaimer: ACARA neither endorses nor verifies the accuracy of the information provided and accepts no responsibility for incomplete or inaccurate information. In particular, ACARA does not endorse or verify that:

- The content descriptions are solely for a particular year and subject;
- All the content descriptions for that year and subject have been used; and
- The author's material aligns with the Australian Curriculum content descriptions for the relevant year and subject.

You can find the unaltered and most up to date version of this material at

<http://www.australiancurriculum.edu.au> This material is reproduced with the permission of ACARA.