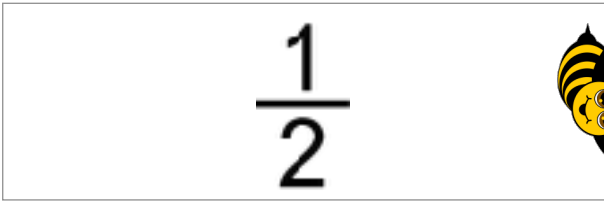


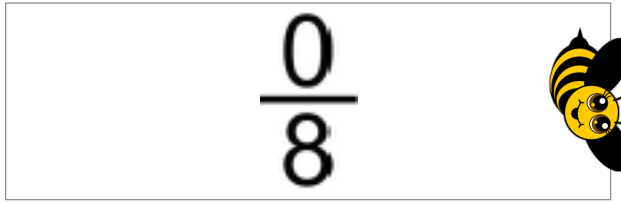
Pre-test these flashcards (instructions below) Place in the Store pocket Place in the Consolidate pocket

Name this fraction ...



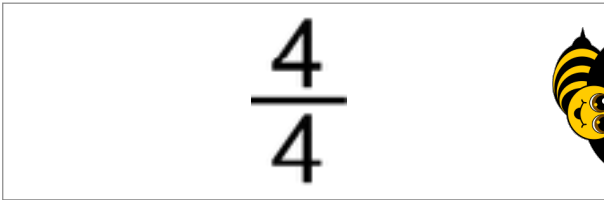
www.masterylearningfolders.com.au

Name this fraction ...



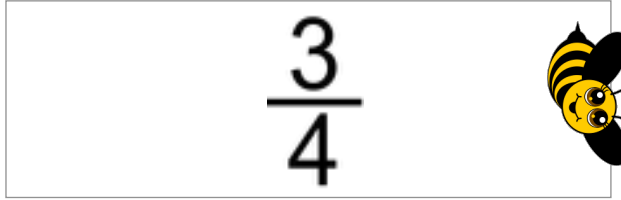
www.masterylearningfolders.com.au

Name this fraction ...



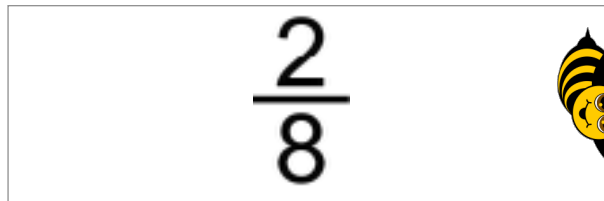
www.masterylearningfolders.com.au

Name this fraction ...



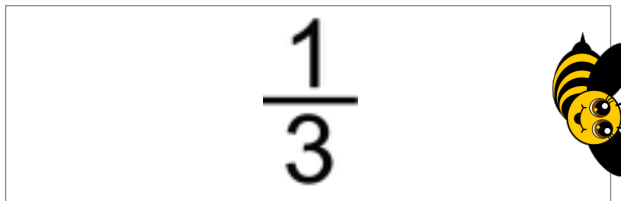
www.masterylearningfolders.com.au

Name this fraction ...



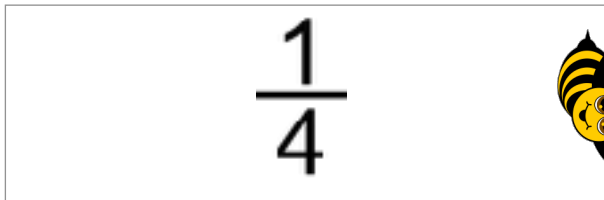
www.masterylearningfolders.com.au

Name this fraction ...



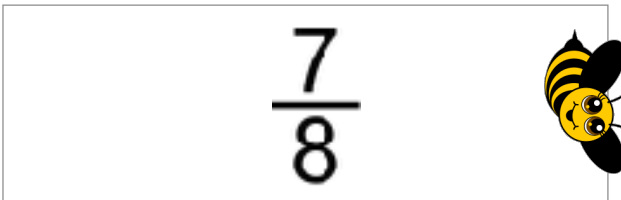
www.masterylearningfolders.com.au

Name this fraction ...



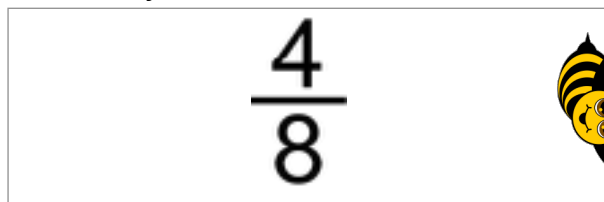
www.masterylearningfolders.com.au

Name this fraction ...



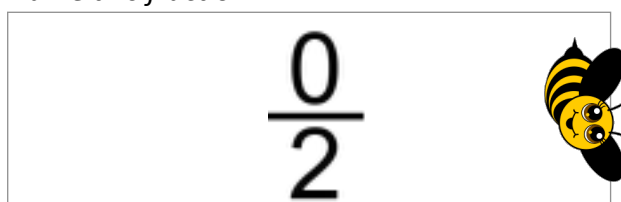
www.masterylearningfolders.com.au

Name this fraction ...



www.masterylearningfolders.com.au

Name this fraction ...



www.masterylearningfolders.com.au

Students use the words one whole, half, quarters, thirds and eighths.

AUSTRALIAN CURRICULUM

Year 2; Mathematics; Number & Algebra;
Fractions & Decimals;

Recognise and interpret common uses of halves, quarters and eighths of shapes and collections. (ACMNA033)



Pre-test Instructions:

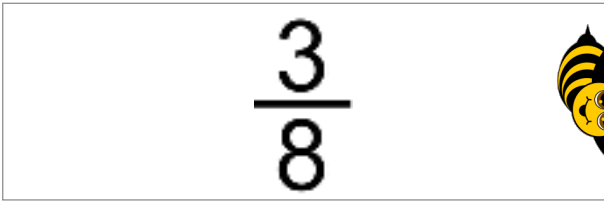
1. Cut out flashcards
2. Test student for instant recall/understanding
3. Correct flashcards go to the "Test" pocket
4. The rest go to the "Store"

Place in the Consolidate pocket

Place in the Store pocket

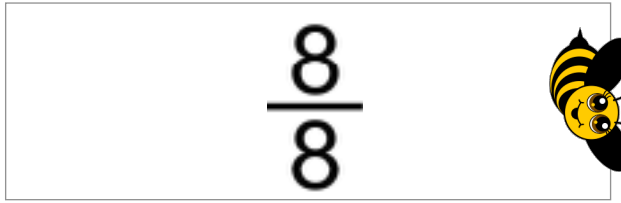
Pre-test these flashcards (instructions below)

Name this fraction ...



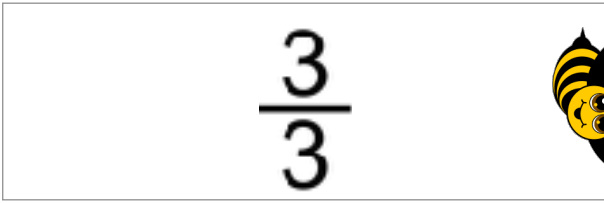
www.masterylearningfolders.com.au

Name this fraction ...



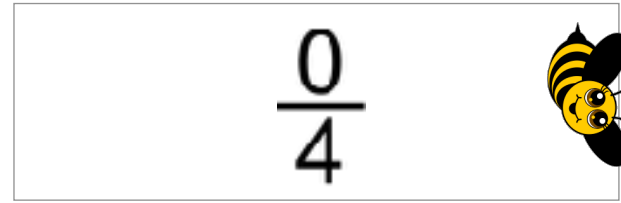
www.masterylearningfolders.com.au

Name this fraction ...



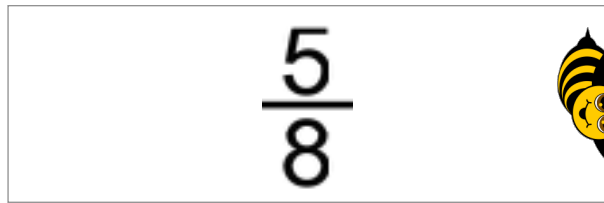
www.masterylearningfolders.com.au

Name this fraction ...



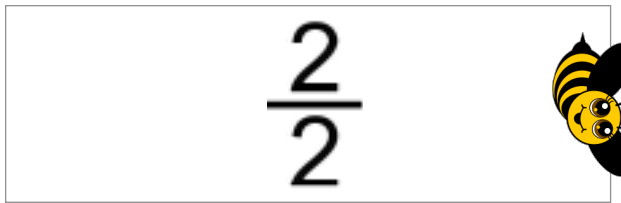
www.masterylearningfolders.com.au

Name this fraction ...



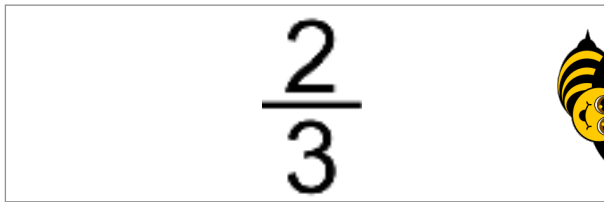
www.masterylearningfolders.com.au

Name this fraction ...



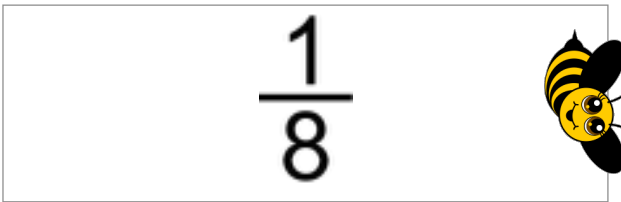
www.masterylearningfolders.com.au

Name this fraction ...



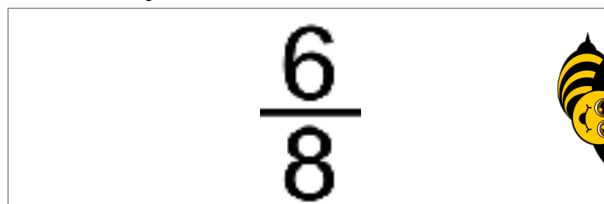
www.masterylearningfolders.com.au

Name this fraction ...



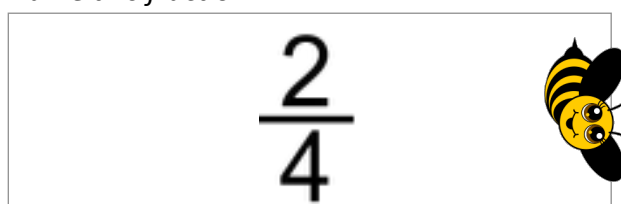
www.masterylearningfolders.com.au

Name this fraction ...




www.masterylearningfolders.com.au

Name this fraction ...




www.masterylearningfolders.com.au

Name this fraction ...



www.masterylearningfolders.com.au


Name this fraction ...



www.masterylearningfolders.com.au

Pre-test Instructions:

1. Cut out flashcards
2. Test student for instant recall/understanding
3. Correct flashcards go to the "Test" pocket
4. The rest go to the "Store"

All material identified by  is material subject to copyright under the Copyright Act 1968 (Cth) and is owned by the Australian Curriculum, Assessment and Reporting Authority. This is an extract from the Australian Curriculum.

Disclaimer: ACARA neither endorses nor verifies the accuracy of the information provided and accepts no responsibility for incomplete or inaccurate information. In particular, ACARA does not endorse or verify that:

- The content descriptions are solely for a particular year and subject;
- All the content descriptions for that year and subject have been used; and
- The author's material aligns with the Australian Curriculum content descriptions for the relevant year and subject.

You can find the unaltered and most up to date version of this material at

<http://www.australiancurriculum.edu.au> This material is reproduced with the permission of ACARA.